



Society of Exploration Geophysicists

The SEG Wiki

Moderator's User Guide

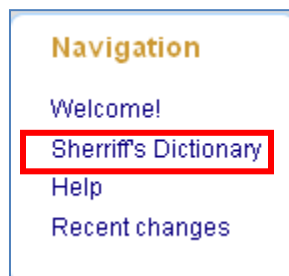
February 27, 2011

Table of Contents

1. Overview.....	3
2. Patrolling.....	3
Sherriff's Dictionary Namespace Contributions.....	3
Sherriff's Dictionary Namespace RSS Notifications.....	6
Recent Changes (Contributions not within a namespace)	7
RSS Notification for all Wiki Contributions	9
Managing Multiple RSS Feeds (using Outlook)	11
3. Browser Specific RSS feed Instructions.....	11
Internet Explorer	11
Firefox.....	12
Google Chrome	13
4. Deleting a page.....	13

1. Overview

The SEG Wiki – An Encyclopedia for Applied Geophysics is comprised of content created by SEG Member's, moderated by SEG Member volunteers and viewable to the public. The SEG Wiki includes the general Wiki pages and The Sherriff's Dictionary as a namespace. A namespace is a grouping of content in which one or more Moderators can volunteer to patrol. Future potential namespace additions to The SEG Wiki include the SEG Virtual Museum, SEG Technical Sessions, etc. New namespaces can be created by SEG IT as needed. Namespaces can be found within the Navigation menu, using Sherriff's Dictionary as an example below.



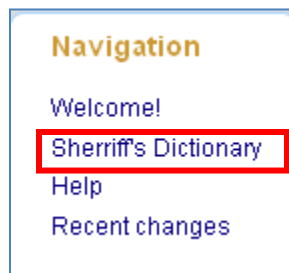
2. Patrolling

All contributions made by SEG Members to The SEG Wiki are published to the public immediately. Moderators patrol the content changes to the SEG Wiki and either mark it as "patrolled" or elect to "rollback" to the previous version.

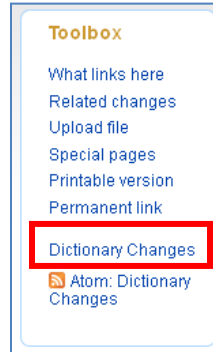
Sherriff's Dictionary Namespace Contributions

Moderators may prefer to browse the Sherriff's Dictionary namespace for contributions. To do so:

1. Select Sheriff's Dictionary from the Navigation menu, as shown below.



2. Select the Dictionary Changes link within the Toolbox menu, as highlighted below.



3. The Recent Changes page for ONLY the Dictionary namespace contributions is displayed, as shown below:

Recent changes

Track the most recent changes to the wiki on this page.

Recent changes options

Show last **50** | 100 | 250 | 500 changes in last 1 | 3 | 7 | 14 | 30 days

[Hide minor edits](#) | [Show bots](#) | [Hide anonymous users](#) | [Hide logged-in users](#) | [Hide patrolled edits](#) | [Hide my edits](#)

Show new changes starting from 17:43, 8 December 2011

Namespace: Dictionary ☐ Invert selection

7 December 2011

- (diff | hist) . . . ! Dictionary:Appendices; 21:08 . . (+1) . . Jeremy Wier (Talk | contribs | block) [rollback]
- (diff | hist) . . . ! Dictionary:Appendices; 21:08 . . (-1) . . Jeremy Wier (Talk | contribs | block)
- (diff | hist) . . . ! Dictionary:Jeremy; 21:06 . . (0) . . Jeremy Wier (Talk | contribs | block) [rollback]
- (diff | hist) . . . ! Dictionary:Jeremy; 21:05 . . (+64) . . Jeremy Wier (Talk | contribs | block)
- (diff | hist) . . . ! Dictionary:Jeremy; 21:03 . . (+142) . . Jeremy Wier (Talk | contribs | block) *(Created page with "{{DISPLAYTITLE:Dictionary:Jeremy Wier}}{{#category_index:JaaaJeremy Wier's page}} This is just a test wiki page to see how this stuff works!"*)

6 December 2011

- (diff | hist) . . . ! Dictionary:References; 18:29 . . (+1,246) . . Jeremy Wier (Talk | contribs | block) [rollback]

5 December 2011

- (diff | hist) . . . ! Dictionary:Reference Tables and Figures; 21:31 . . (0) . . Jeremy Wier (Talk | contribs | block) [rollback]
- (diff | hist) . . . ! Dictionary:Reference Tables and Figures; 21:30 . . (+5,663) . . Jeremy Wier (Talk | contribs | block)
- (diff | hist) . . . ! Dictionary:Z/A; 20:32 . . (+557) . . Jeremy Wier (Talk | contribs | block) *(Initial import)*
- (diff | hist) . . . ! Dictionary:Swanson's rule; 20:32 . . (+224) . . Jeremy Wier (Talk | contribs | block) *(Initial import)*
- (diff | hist) . . . ! Dictionary:Archie's formulas; 20:32 . . (+1,184) . . Jeremy Wier (Talk | contribs | block) *(Initial import)*
- (diff | hist) . . . ! Dictionary:Fig M-3; 16:30 . . (-27) . . Jeremy Wier (Talk | contribs | block) [rollback]

4. Look for the appropriate symbol, indicating a page needs patrolled. The following is a list of symbols and their meanings. You may also hover the cursor over the symbol on the Recent Changes page for a pop-up definition display.

Symbol	Meaning
!	This edit <u>has not</u> yet been patrolled.
N!	This edit created a new page that <u>has not</u> yet been patrolled.
N	This edit created a new page that <u>has been</u> patrolled.

5. For items which have not been patrolled, click the “diff” from the ([diff](#) | [hist](#)) options to view a line by line comparison of the changes. If it’s a new page, use the “hist” option. An example of the “diff” page is shown below:

Dictionary:Sheriff's Dictionary

(Difference between revisions)

Revision as of 15:04, 8 December 2011 ([edit](#))
D003308 ([Talk](#) | [contribs](#) | [block](#))
← Older edit

Latest revision as of 19:22, 8 December 2011 ([edit](#)) ([undo](#))
D003308 ([Talk](#) | [contribs](#) | [block](#)) ([rollback](#))

[Mark as patrolled](#)

Line 25:

[[Dictionary:Test|Test]]

Line 25:

[[Dictionary:Test|Test]]

+

[[Category:SSTest]]

Latest revision as of 19:22, 8 December 2011

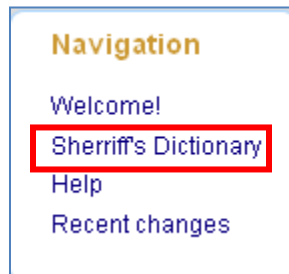
The fourth edition of SEG's bestseller is a valuable, comprehensive reference that is a must for every geophysicist, geologist, explorationist, engineer, energy adviser, economist, and student involved in the field. Hundreds of terms have been added since publication of the third edition in 1991, reflecting rapid evolution of the science, especially in the areas of engineering and production problems, 3D (including multicomponent) acquisition and processing, visualization, S- and converted waves, interpretation, anisotropy, AVO, geostatistics, geohazards, neural networks, tomography, downhole measurements, horizontal drilling, and deepwater work. Definitions of hundreds of other terms have been updated. The Encyclopedia's title has been modified slightly to reflect growth in application of geophysical methods, with the word Applied replacing the word Exploration. The dictionary includes a guide to pronunciation and a list of reference figures and tables. In the printed form of the book, a CD containing the dictionary in searchable PDF format also is included.

6. Review the changes.
- If satisfied with the changes, click [\[Mark as patrolled\]](#).
 - If not satisfied with the changes, click [\[rollback\]](#).
7. A confirmation message for the chosen action will be displayed.

Sherriff's Dictionary Namespace RSS Notifications

Moderators may elect to receive email notifications of contributions made to The SEG Wiki Dictionary namespace. To do so:

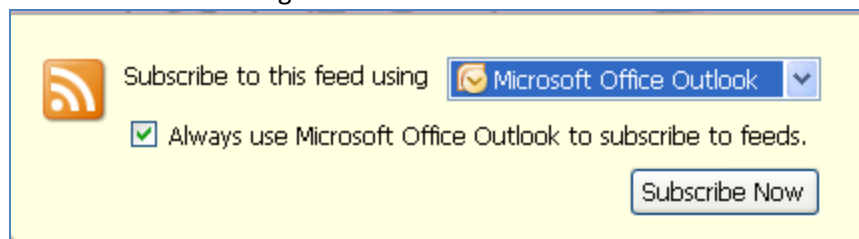
1. Select the Sherriff's Dictionary from the Navigation menu.



2. Click the RSS icon: Dictionary Changes within the Toolbox menu from the Dictionary Namespace. If you do not see this option on the menu, you are not on a page located in the Dictionary namespace.

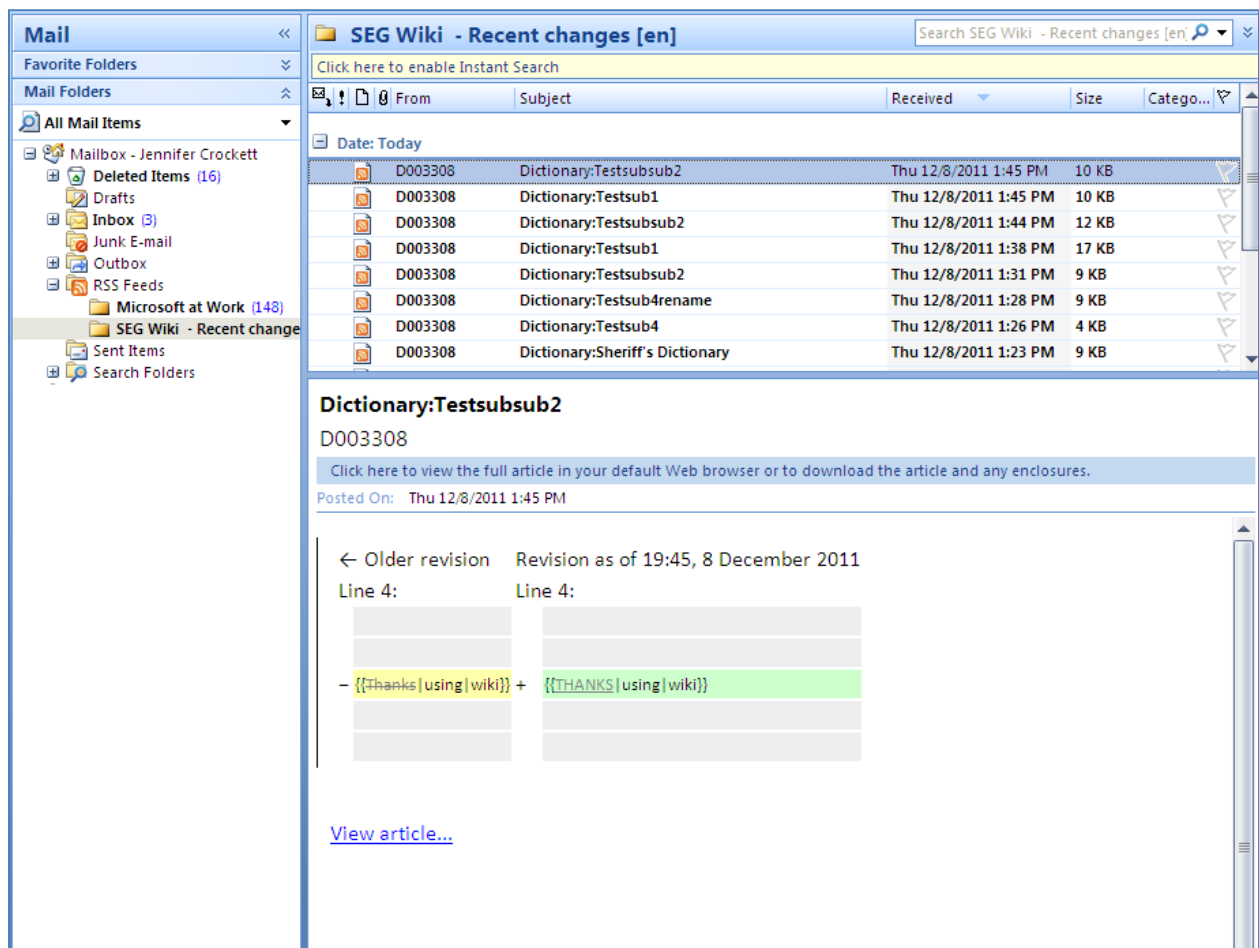


3. Select from the list of options for RSS feed readers from the drop down. For our example, Firefox browser is being used and Microsoft Office Outlook has been selected.



4. Click Subscribe now.

- Using Outlook as the example, the RSS feed will be populated under the RSS Feeds menu in your Mailbox and all edits will be displayed. An example is shown below.



- Click the email to display the contents. The email includes a link to View article on the wiki which takes you directly to the diff page where you can mark as patrolled or rollback.

Recent Changes (Contributions not within a namespace)

SEG Member's can create content outside of designated namespaces. Moderators responsible for patrolling general SEG Wiki edits may do the following:

- Select Recent changes from the Navigation menu to view the Recent changes page with ALL wiki changes listed.



- Edits to pages outside of the Dictionary namespace will not have Dictionary: listed in page title. For example the following highlighted items are not dictionary pages:

Recent changes

Track the most recent changes to the wiki on this page.

Recent changes options

Show last [50](#) | [100](#) | [250](#) | [500](#) changes in last [1](#) | [3](#) | [7](#) | [14](#) | [30](#) days

[Hide](#) minor edits | [Show](#) bots | [Hide](#) anonymous users | [Hide](#) logged-in users | [Hide](#) patrolled edits | [Hide](#) my edits

Show new changes starting from [19:56, 8 December 2011](#)

Namespace: ☐ Invert selection

8 December 2011

- [\(diff | hist\)](#) . . . [Dictionary:Testsubsub2](#); 19:45 . . . [\(0\)](#) . . . [D003308](#) ([Talk](#) | [contribs](#) | [block](#)) [[rollback](#)]
- [\(diff | hist\)](#) . . . [! Dictionary:Testsub1](#); 19:44 . . . [\(+21\)](#) . . . [D003308](#) ([Talk](#) | [contribs](#) | [block](#)) [[rollback](#)]
- [\(diff | hist\)](#) . . . [! Dictionary:Testsubsub2](#); 19:44 . . . [\(-2\)](#) . . . [D003308](#) ([Talk](#) | [contribs](#) | [block](#))
- [\(diff | hist\)](#) . . . [! Dictionary:Testsubsub2](#); 19:43 . . . [\(+26\)](#) . . . [D003308](#) ([Talk](#) | [contribs](#) | [block](#))
- [\(diff | hist\)](#) . . . [!N! Template:THANKS](#); 19:42 . . . [\(+43\)](#) . . . [D003308](#) ([Talk](#) | [contribs](#) | [block](#)) (*Created page with ""Thank you..." for {{{1}}} our {{{2}}}."*)
- [\(diff | hist\)](#) . . . [! Template:Welcome](#); 19:40 . . . [\(-56\)](#) . . . [D003308](#) ([Talk](#) | [contribs](#) | [block](#)) [[rollback](#)]
- [\(diff | hist\)](#) . . . [! Template:Welcome](#); 19:40 . . . [\(+56\)](#) . . . [D003308](#) ([Talk](#) | [contribs](#) | [block](#))
- [\(diff | hist\)](#) . . . [! Dictionary:Testsubsub2](#); 19:38 . . . [\(+13\)](#) . . . [D003308](#) ([Talk](#) | [contribs](#) | [block](#))
- [\(diff | hist\)](#) . . . [!N! Template:Welcome](#); 19:38 . . . [\(+41\)](#) . . . [D003308](#) ([Talk](#) | [contribs](#) | [block](#)) (*Created page with "Hi there! Welcome to this wonderful wiki."*)

- Look for the appropriate symbol, indicating a page needs patrolled. The following is a list of symbols and their meanings. You may also hover the cursor over the symbol on the Recent Changes page for a pop-up definition display.

Symbol	Meaning
!	This edit <u>has not</u> yet been patrolled.
N!	This edit created a new page that <u>has not</u> yet been patrolled.
N	This edit created a new page that <u>has been</u> patrolled.

- For items which have not been patrolled, click the “diff” from the [\(diff | hist\)](#) options to see a line by line comparison of the changes as shown below. If it’s a new page, use the “hist” option.
- Review the changes.

- a. If satisfied with the changes, click [\[Mark as patrolled\]](#) .
 - b. If not satisfied with the changes, click [\[rollback\]](#) .
6. A confirmation message for the chosen action will be displayed.

RSS Notification for all Wiki Contributions

Moderators responsible for patrolling the general wiki edits (outside of a namespace) can subscribe to a full RSS feed of all wiki changes by:

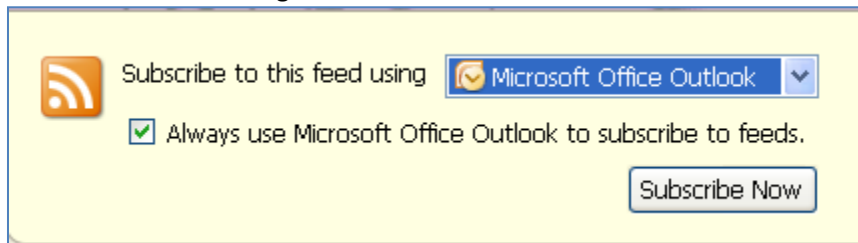
1. Select the Recent Changes option from the Navigation menu, as shown below.



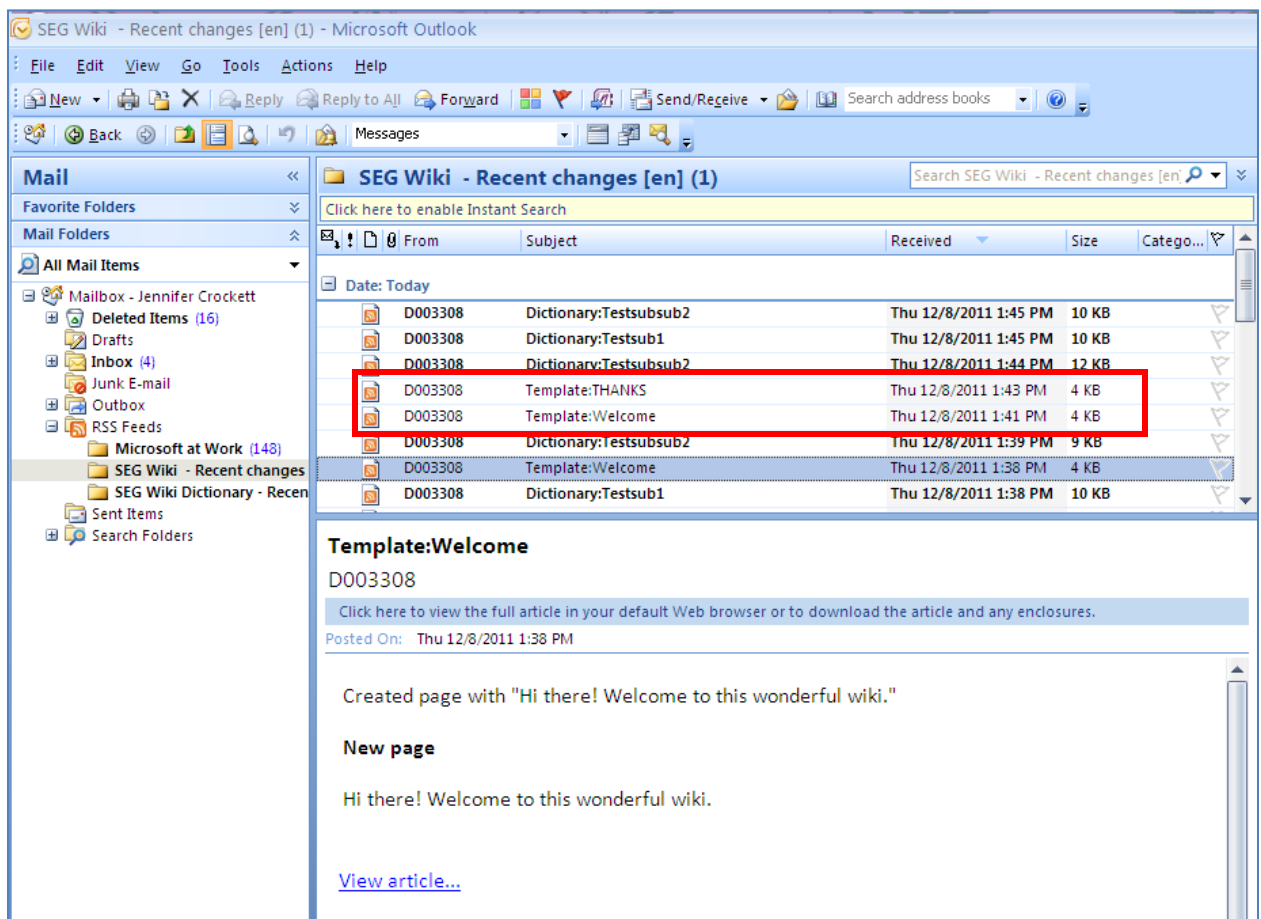
2. Select the RSS Atom option, as shown below.



3. Select from the list of options for RSS feed readers from the drop down. For our example, Firefox browser is being used and Microsoft Office Outlook has been selected.



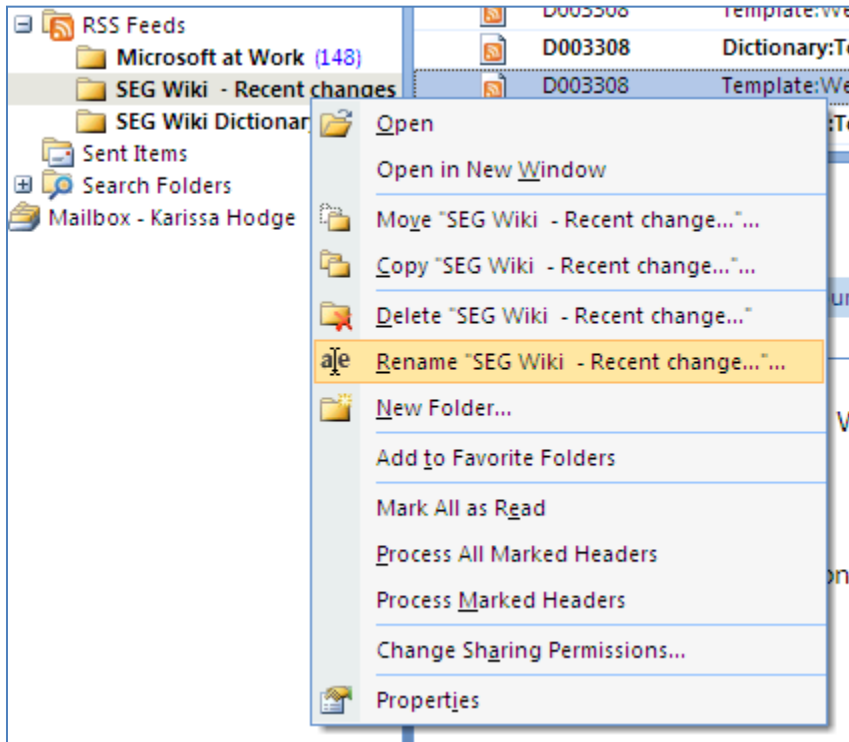
4. Click Subscribe now.
5. In the below Outlook example the items marked as read in the message pane are those that are non-dictionary items.



Managing Multiple RSS Feeds (using Outlook)

A Moderator can have multiple RSS feeds if responsible for multiple namespaces. Mediawiki does not allow the RSS feed names to be programmatically changed, but Outlook allows RSS feeds to be renamed. To do so:

1. Right-click on the RSS name and click the rename option, as shown below.




2. Rename the RSS Feed anything meaningful to you.

3. Browser Specific RSS feed Instructions

Each browser handles RSS feeds differently. The following section contains instructions for the most commonly used browsers of www.SEG.org visitors according to SEG's web statistics tracking software.


Internet Explorer

Internet Explorer 9 only allows the user to subscribe to RSS using the Internet Explorer RSS Reader. If you wish to subscribe via outlook or another RSS reader, choose another browser or a previous version of IE. Instructions from Microsoft for each IE version can be found [here](#).

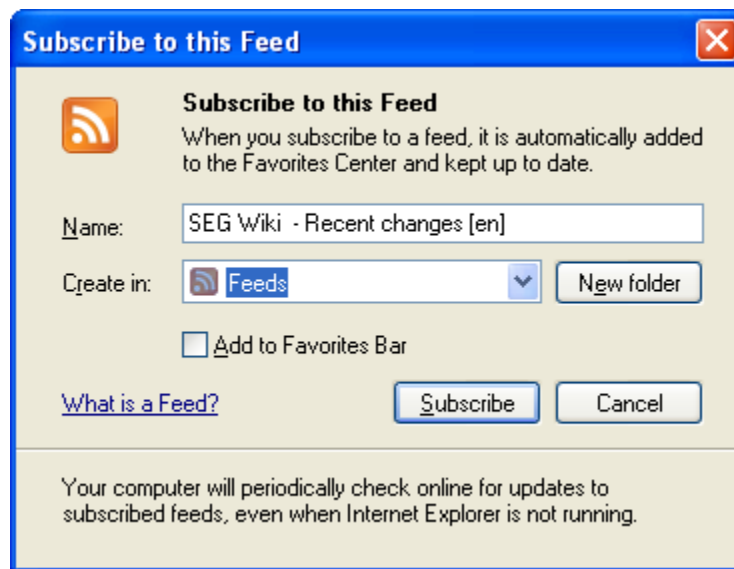
1. Select the RSS option  for the desired [namespace](#) or the [entire wiki](#) as outlined in the previous [patrolling](#) section.
2. Select “Subscribe to this feed” as shown below.

SEG Wiki - Recent changes [en]

You are viewing a feed that contains frequently updated content. When you subscribe to a feed, it is added to the Common Feed List. Updated information from the feed is automatically downloaded to your computer and can be viewed in Internet Explorer and other programs. [Learn more about feeds.](#)


 [Subscribe to this feed](#)

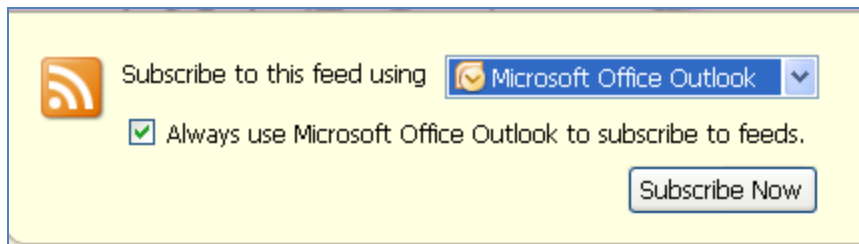
3. The Subscribe to this feed dialog is displayed, as shown below:



4. You may change the default name of the feed, per the reasons outlined in the [Managing Multiple RSS feeds](#) section, and select a new folder if desired.
5. Click Subscribe.

Firefox

1. Select the RSS option  for the desired [namespace](#) or the [entire wiki](#) as outlined in the previous [patrolling](#) section.
2. Select from the list of options that MediaWiki allows for RSS from the drop down. In the below example, Microsoft Office Outlook has been selected.



3. Click Subscribe now.

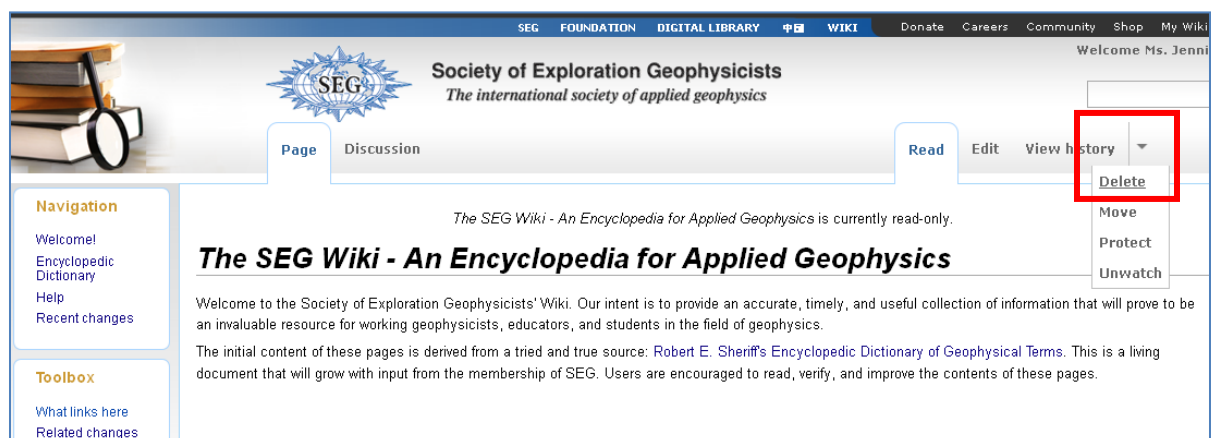
Google Chrome

Google Chrome does not support RSS . Please use another browser to subscribe.

4. Deleting a page

Moderators possess the permissions to delete and undelete a wiki page which is inherent functionality to the Mediawiki software. For full information regarding deleting and undeleting wiki pages, please visit: http://www.mediawiki.org/wiki/Help:Sysop_deleting_and_undeleting

1. Navigate to the page you wish to delete.
2. Click the down arrow icon at the top of the page, and select Delete, as shown in the red box of the image below.



3. Confirm and supply a short description of why the page is being deleted. This will appear on both the recent changes display and within the deletion log.